

BALLET AND DANCE




AVERAGE TICKET PRICE: \$86

MAJOR HIGHLIGHTS:


*NEW YORK DIALECTS
COUNTERPOINTE
THE SLEEPING BEAUTY
THE NUTCRACKER*

REVENUE DOWN




59%
FROM 2019

REVENUE UP




258%
FROM 2020

ATTENDANCE DOWN



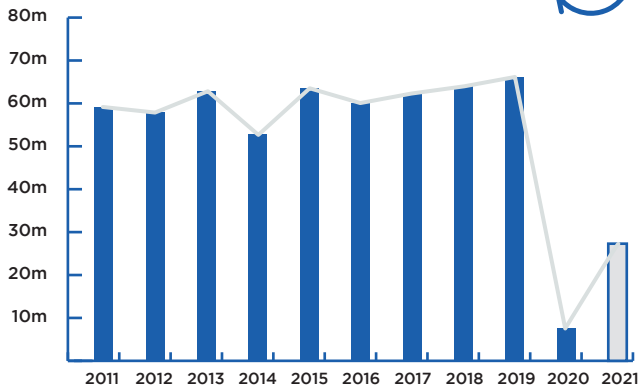
55%
FROM 2019

ATTENDANCE UP

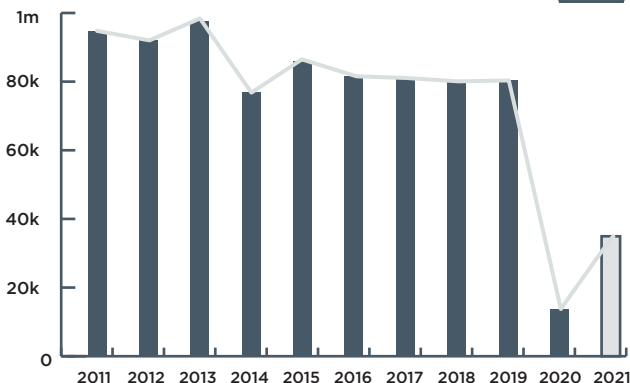



165%
FROM 2020

TOTAL REVENUE (2011-2021)



TOTAL ATTENDANCE (2011-2021)

TOTAL REVENUE (TICKET SALES)

\$26.9 MILLION



TOTAL ATTENDANCE (TICKETS ISSUED)

363,505



CHILDREN'S AND FAMILY EVENTS



AVERAGE TICKET PRICE: \$36

MAJOR HIGHLIGHTS:

*THE WIGGLES
BLUEY'S BIG PLAY
PAW PATROL LIVE!
SESAME STREET CIRCUS
SHAUN THE SHEEP*

REVENUE DOWN



21%

FROM 2019

ATTENDANCE DOWN



10%

FROM 2019

REVENUE UP



230%

FROM 2020

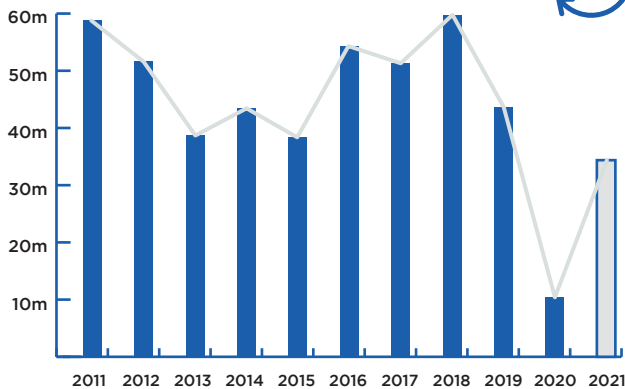
ATTENDANCE UP



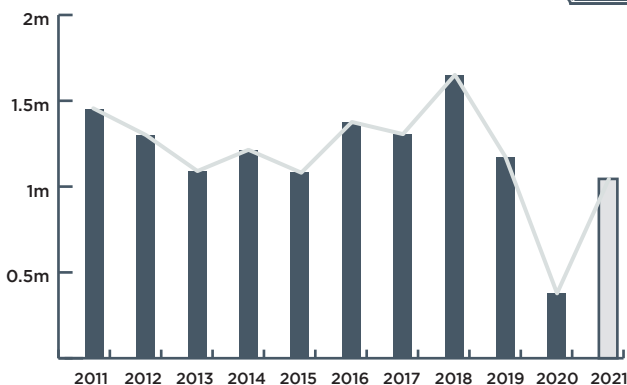
178%

FROM 2020

TOTAL REVENUE (2011-2021)



TOTAL ATTENDANCE (2011-2021)



TOTAL REVENUE (TICKET SALES)

\$34.3 MILLION



TOTAL ATTENDANCE (TICKETS ISSUED)

1.1 MILLION





AVERAGE TICKET PRICE: \$86

MAJOR HIGHLIGHTS:

- MAGIC MIKE LIVE*
- THE LITTLE PRINCE*
- MATADOR*
- INFAMOUS THE SHOW*

REVENUE DOWN

55%
FROM 2019

REVENUE DOWN

7%
FROM 2020

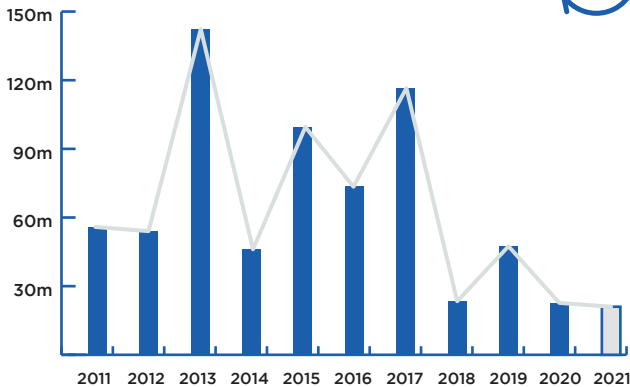
ATTENDANCE DOWN

57%
FROM 2019

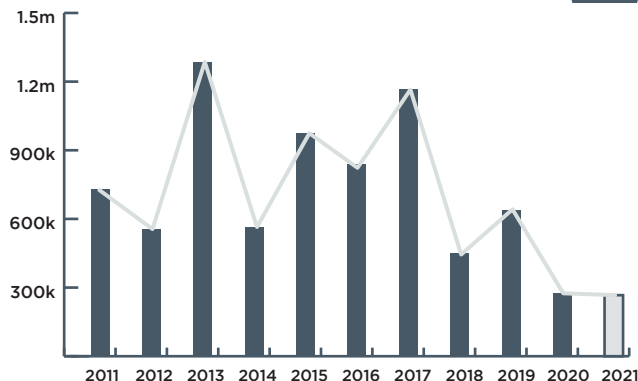
ATTENDANCE DOWN

1%
FROM 2020

TOTAL REVENUE (2011-2021)



TOTAL ATTENDANCE (2011-2021)



TOTAL REVENUE (TICKET SALES)

\$21.2 MILLION

TOTAL ATTENDANCE (TICKETS ISSUED)

272,413



CLASSICAL MUSIC



AVERAGE TICKET PRICE: \$76

MAJOR HIGHLIGHTS:

LOVE ACTUALLY IN CONCERT

STAR WARS:

RETURN OF THE JEDI IN CONCERT

ONE BIG VOICE

QUEEN ORCHESTRATED

REVENUE DOWN



57%

FROM 2019

ATTENDANCE DOWN



55%

FROM 2019

REVENUE UP



110%

FROM 2020

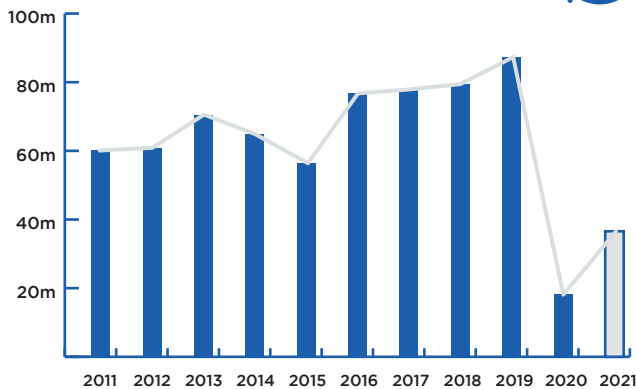
ATTENDANCE UP



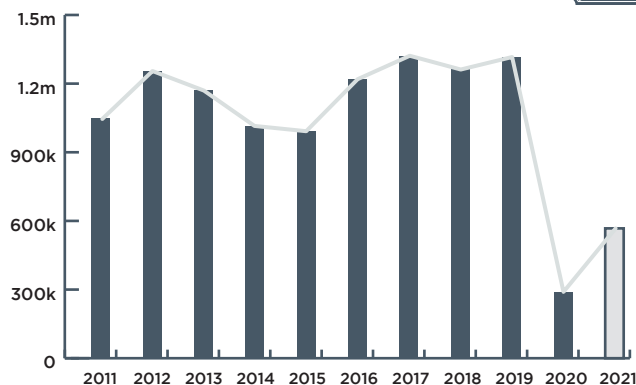
105%

FROM 2020

TOTAL REVENUE (2011-2021)



TOTAL ATTENDANCE (2011-2021)



TOTAL REVENUE (TICKET SALES)

\$38.0 MILLION



TOTAL ATTENDANCE (TICKETS ISSUED)

595,349



COMEDY



AVERAGE TICKET PRICE: \$45

MAJOR HIGHLIGHTS:

MELBOURNE INTERNATIONAL COMEDY FESTIVAL

DANIEL SLOSS

CARL BARRON

HANNAH GADSBY

REVENUE DOWN



51%

FROM 2019

ATTENDANCE DOWN



46%

FROM 2019

REVENUE UP



134%

FROM 2020

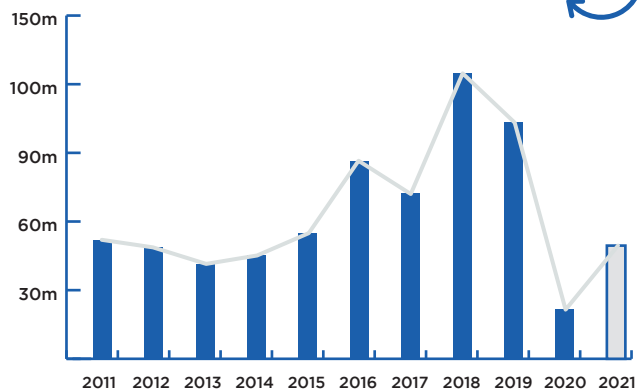
ATTENDANCE UP



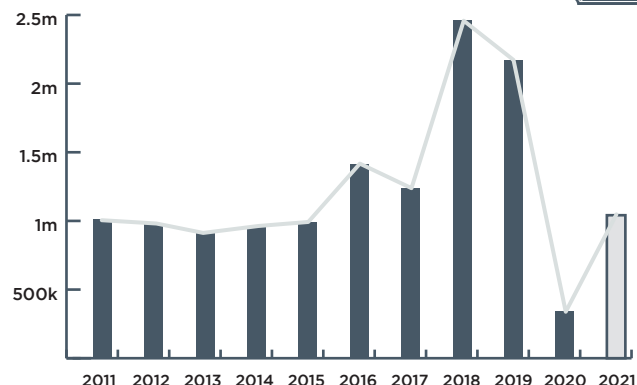
246%

FROM 2020

TOTAL REVENUE (2011-2021)



TOTAL ATTENDANCE (2011-2021)



TOTAL REVENUE (TICKET SALES)

\$50.3 MILLION

TOTAL ATTENDANCE (TICKETS ISSUED)

1.2 MILLION




CONTEMPORARY MUSIC




AVERAGE TICKET PRICE: \$57

REVENUE DOWN




83%
FROM 2019

REVENUE DOWN




53%
FROM 2020

ATTENDANCE DOWN



67%
FROM 2019

ATTENDANCE UP

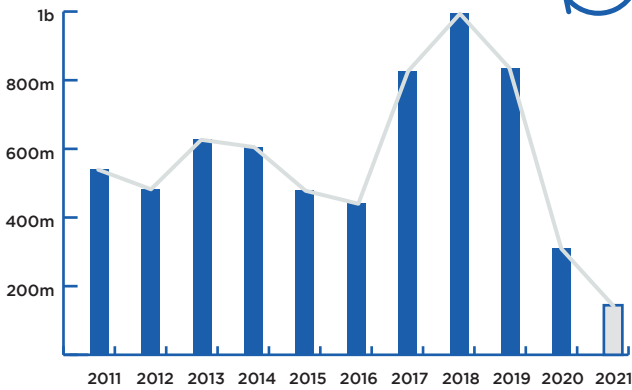


5%
FROM 2020

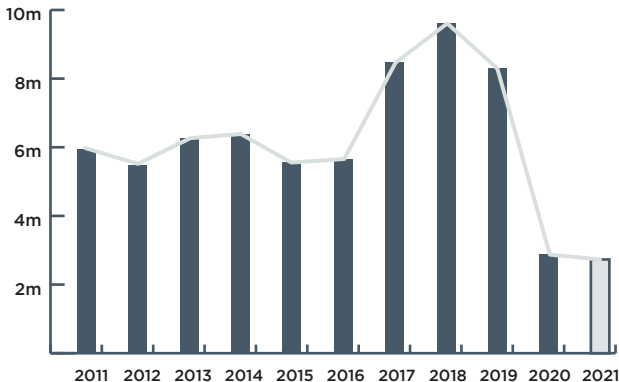

MAJOR HIGHLIGHTS:

- MIDNIGHT OIL
- BY THE C: ICEHOUSE
- THE CAT EMPIRE
- KEITH URBAN

TOTAL REVENUE (2011-2021)




TOTAL ATTENDANCE (2011-2021)

TOTAL REVENUE (TICKET SALES)

\$145.0 MILLION



TOTAL ATTENDANCE (TICKETS ISSUED)

2.7 MILLION



FESTIVALS (CONTEMPORARY MUSIC)



AVERAGE TICKET PRICE: \$124

REVENUE DOWN

72%
FROM 2019

REVENUE DOWN

5%
FROM 2020

ATTENDANCE DOWN

68%
FROM 2019

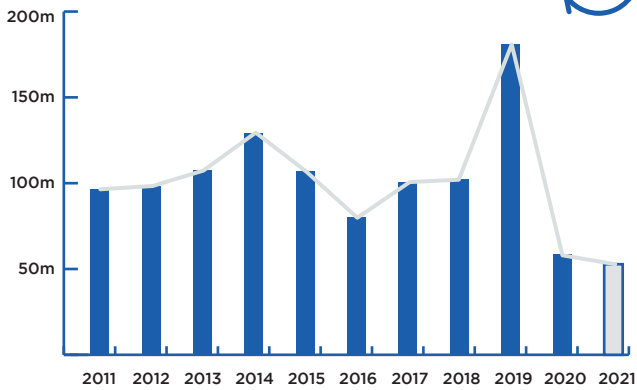
ATTENDANCE UP

6%
FROM 2020

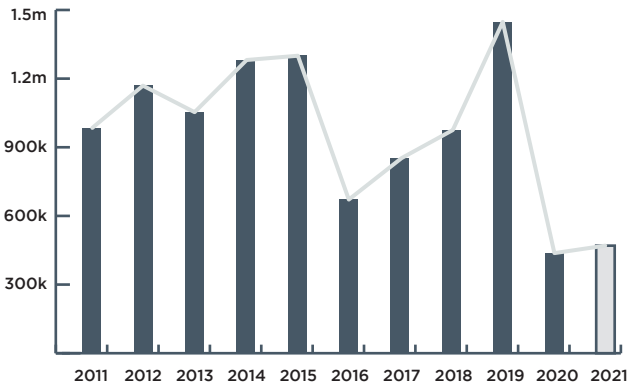
MAJOR HIGHLIGHTS:

- YOURS AND OWLS*
- RED HOT SUMMER TOUR*
- SUMMERSALT*
- BEYOND THE CITY*

TOTAL REVENUE (2011-2021)



TOTAL ATTENDANCE (2011-2021)



TOTAL REVENUE (TICKET SALES)


\$51.3 MILLION

TOTAL ATTENDANCE (TICKETS ISSUED)

461,949



FESTIVALS (MULTI CATEGORY)



AVERAGE TICKET PRICE: \$30

MAJOR HIGHLIGHTS:

ADELAIDE FRINGE

FRINGE WORLD FESTIVAL (PERTH)

ADELAIDE FESTIVAL

DARWIN FESTIVAL

REVENUE DOWN



32%

FROM 2019

ATTENDANCE DOWN



29%

FROM 2019

REVENUE DOWN



5%

FROM 2020

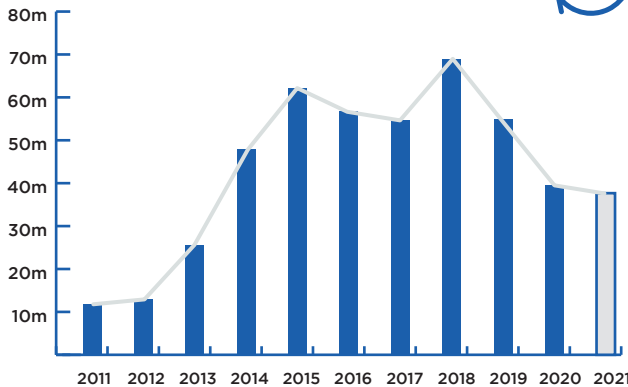
ATTENDANCE DOWN



1%

FROM 2020

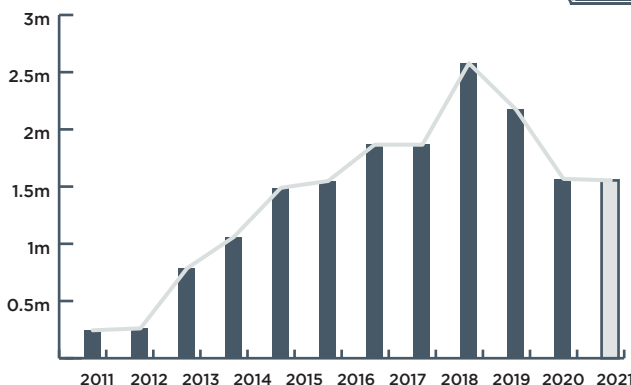
TOTAL REVENUE (2011-2021)



TOTAL REVENUE (TICKET SALES)

\$37.7 MILLION

TOTAL ATTENDANCE (2011-2021)



TOTAL ATTENDANCE (TICKETS ISSUED)

1.6 MILLION




MUSICAL THEATRE




AVERAGE TICKET PRICE: \$119

REVENUE DOWN




40%
FROM 2019

REVENUE UP




202%
FROM 2020

ATTENDANCE DOWN



48%
FROM 2019

ATTENDANCE UP

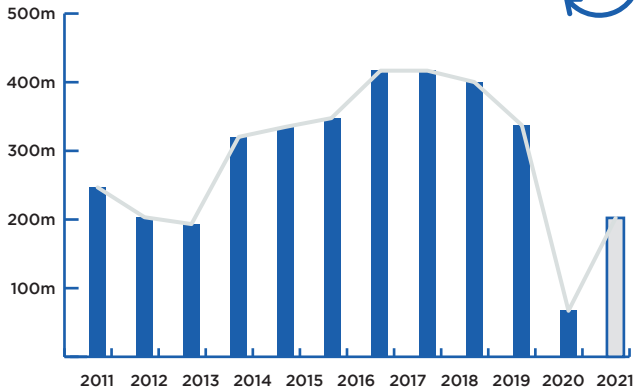


145%
FROM 2020

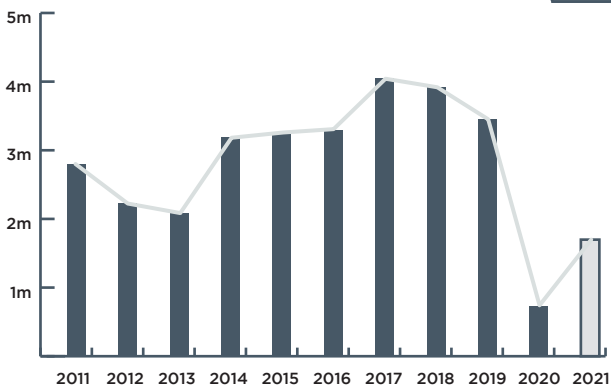

MAJOR HIGHLIGHTS:

HAMILTON
FROZEN
MOULIN ROUGE!
COME FROM AWAY

TOTAL REVENUE (2011-2021)




TOTAL ATTENDANCE (2011-2021)

TOTAL REVENUE (TICKET SALES)

\$202.3 MILLION



TOTAL ATTENDANCE (TICKETS ISSUED)

1.8 MILLION




OPERA




AVERAGE TICKET PRICE: \$119

REVENUE DOWN




61%
FROM 2019

REVENUE UP




38%
FROM 2020

ATTENDANCE DOWN



65%
FROM 2019

ATTENDANCE UP



2%
FROM 2020

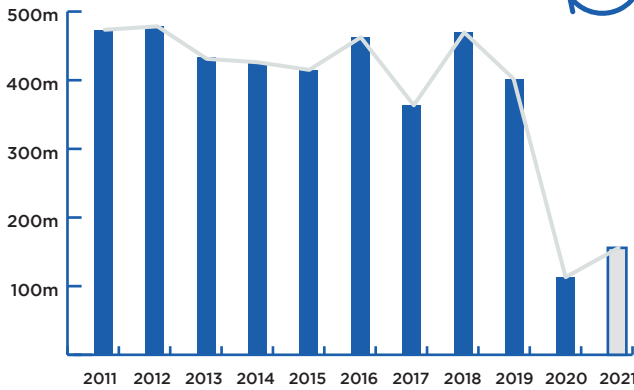
MAJOR HIGHLIGHTS:

LA TRAVIATA

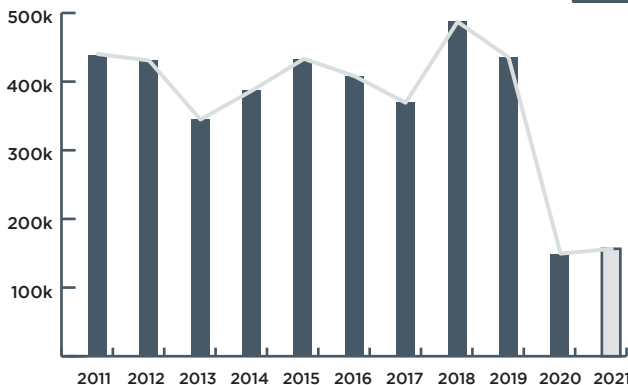

AIDA

TOSCA

TOTAL REVENUE (2011-2021)



TOTAL ATTENDANCE (2011-2021)

TOTAL REVENUE (TICKET SALES)

\$15.6 MILLION



TOTAL ATTENDANCE (TICKETS ISSUED)

151,299



THEATRE



AVERAGE TICKET PRICE: \$89

MAJOR HIGHLIGHTS:

HARRY POTTER AND THE CURSED CHILD

BOY SWALLOWS UNIVERSE

PLAYING BEATIE BOW

REVENUE DOWN



64%

FROM 2019

ATTENDANCE DOWN



57%

FROM 2019

REVENUE UP



34%

FROM 2020

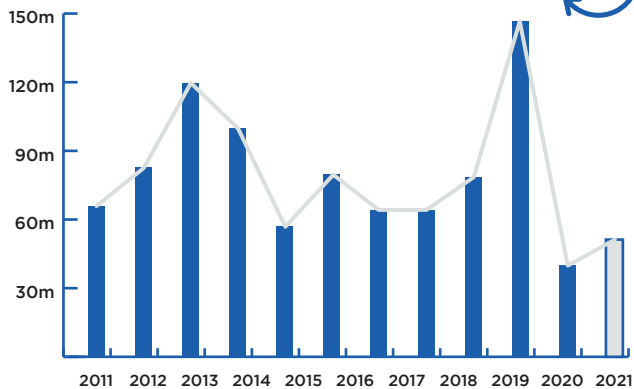
ATTENDANCE UP



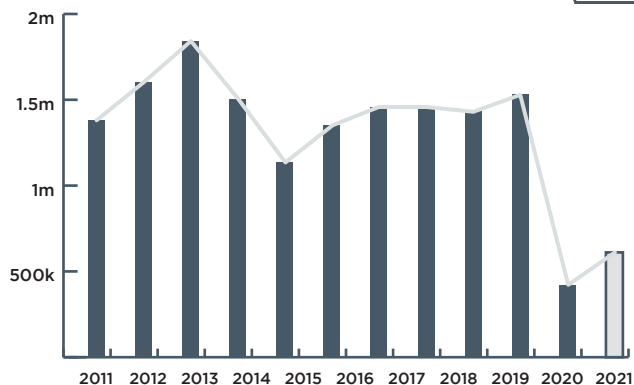
57%

FROM 2020

TOTAL REVENUE (2011-2021)



TOTAL ATTENDANCE (2011-2021)



TOTAL REVENUE (TICKET SALES)

\$53.6 MILLION

TOTAL ATTENDANCE (TICKETS ISSUED)

661,694

