

BALLET AND DANCE



AVERAGE TICKET PRICE: \$95

MAJOR HIGHLIGHTS:

ROMEO AND JULIET

ANNA KARENINA

KUNSTKAMER

INSTRUMENTS OF DANCE

REVENUE DOWN



4%

FROM 2019

ATTENDANCE DOWN



8%

FROM 2019

REVENUE UP



135%

FROM 2021

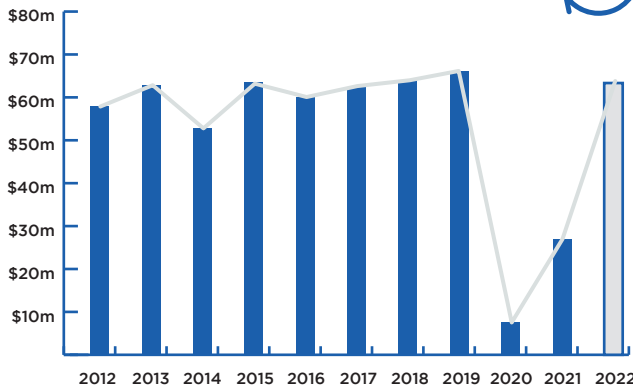
ATTENDANCE UP



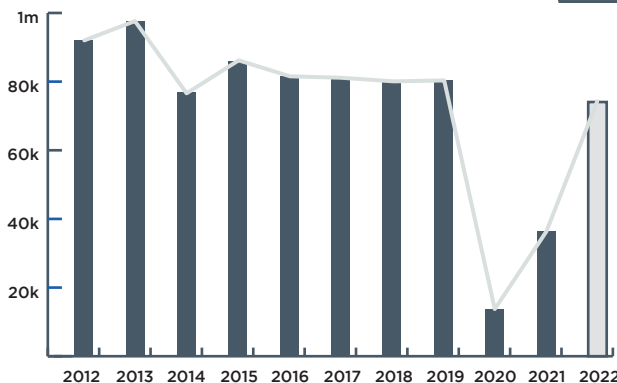
104%

FROM 2021

TOTAL REVENUE (2012-2022)



TOTAL ATTENDANCE (2012-2022)



TOTAL REVENUE (TICKET SALES)

\$63.3 MILLION



TOTAL ATTENDANCE (TICKETS ISSUED)

740,572



CHILDREN'S AND FAMILY EVENTS



AVERAGE TICKET PRICE: \$35

MAJOR HIGHLIGHTS:

*DISNEY ON ICE
THE WIGGLES
ROALD DAHL'S THE TWITS
PAW PATROL*

REVENUE UP

10%
FROM 2019

REVENUE UP

40%
FROM 2021

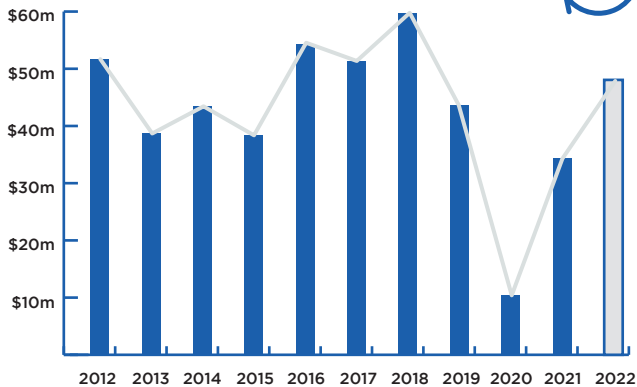
ATTENDANCE UP

27%
FROM 2019

ATTENDANCE UP

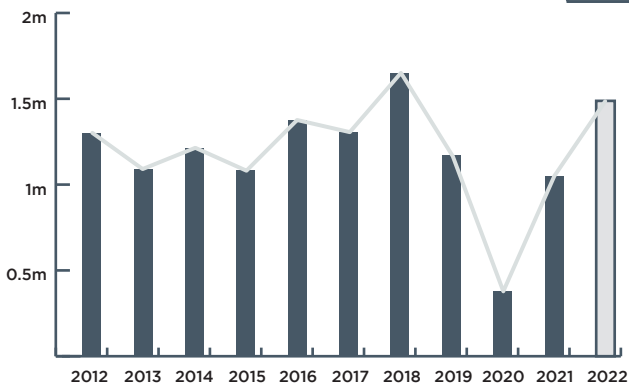
42%
FROM 2021

TOTAL REVENUE (2012-2022)



TOTAL REVENUE (TICKET SALES)
\$48 MILLION

TOTAL ATTENDANCE (2012-2022)



TOTAL ATTENDANCE (TICKETS ISSUED)
1.5 MILLION





AVERAGE TICKET PRICE: \$77

MAJOR HIGHLIGHTS:

PENN & TELLER

L'HÔTEL

THE PINK FLAMINGO - THE GLITZ

INFAMOUS THE SHOW

REVENUE DOWN



52%

FROM 2019

ATTENDANCE DOWN



49%

FROM 2019

REVENUE UP



7%

FROM 2021

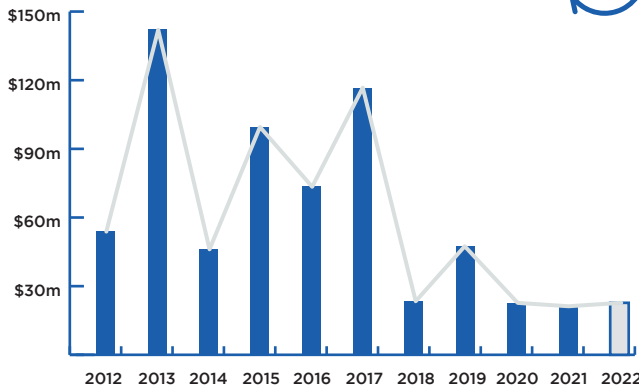
ATTENDANCE UP



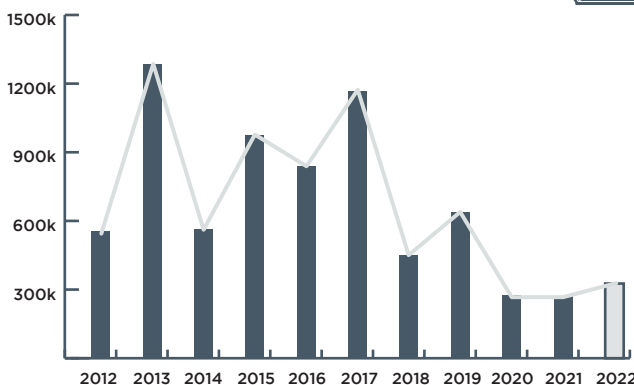
20%

FROM 2021

TOTAL REVENUE (2012-2022)



TOTAL ATTENDANCE (2012-2022)



TOTAL REVENUE (TICKET SALES)

\$22.7 MILLION



TOTAL ATTENDANCE (TICKETS ISSUED)

326,315



CLASSICAL MUSIC



AVERAGE TICKET PRICE: \$92

MAJOR HIGHLIGHTS:

ANDREA BOCELLI

2CELLOS

*SIMONE YOUNG CONDUCTS
MAHLER 2*

REVENUE UP



2%

FROM 2019

ATTENDANCE DOWN



11%

FROM 2019

REVENUE UP



134%

FROM 2021

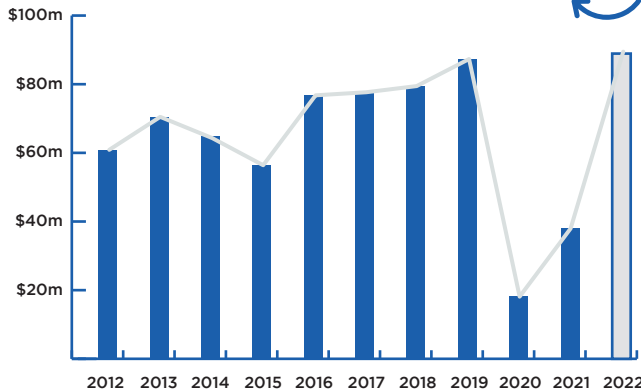
ATTENDANCE UP



98%

FROM 2021

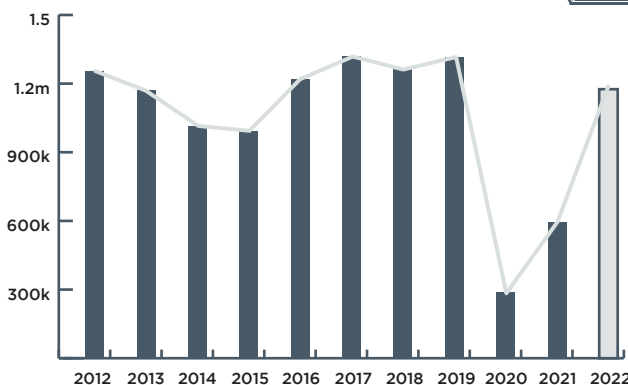
TOTAL REVENUE (2012-2022)



TOTAL REVENUE (TICKET SALES)

\$88.9 MILLION

TOTAL ATTENDANCE (2012-2022)



TOTAL ATTENDANCE (TICKETS ISSUED)

1.2 MILLION



COMEDY



AVERAGE TICKET PRICE: \$58

MAJOR HIGHLIGHTS:

MELBOURNE INTERNATIONAL COMEDY FESTIVAL

CARL BARRON

JIM JEFFERIES

SOOSHI MANGO

REVENUE UP



11%

FROM 2019

ATTENDANCE DOWN



2%

FROM 2019

REVENUE UP



129%

FROM 2021

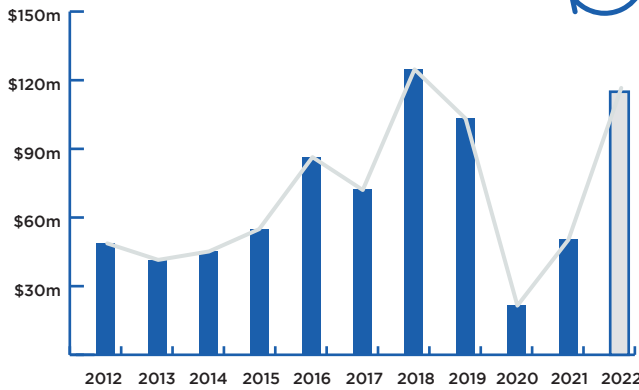
ATTENDANCE UP



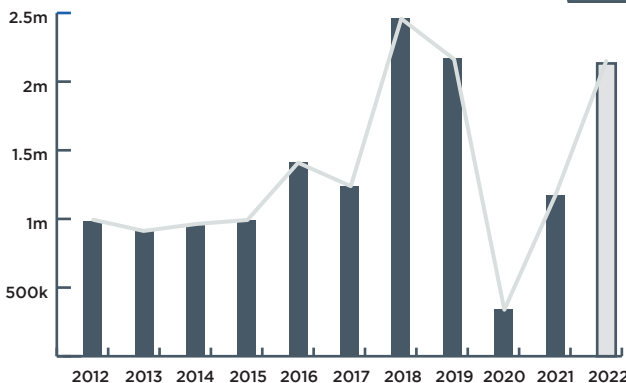
82%

FROM 2021

TOTAL REVENUE (2012-2022)



TOTAL ATTENDANCE (2012-2022)



TOTAL REVENUE (TICKET SALES)

\$115 MILLION



TOTAL ATTENDANCE (TICKETS ISSUED)

2.1 MILLION



CONTEMPORARY MUSIC



AVERAGE TICKET PRICE: \$87

MAJOR HIGHLIGHTS:

- BRUNO MARS*
- BILLY JOEL*
- GUNS N' ROSES*
- BILLIE EILISH*
- RÜFÜS DU SOL*

REVENUE DOWN



16%

FROM 2019

ATTENDANCE UP



5%

FROM 2019

REVENUE UP



387%

FROM 2021

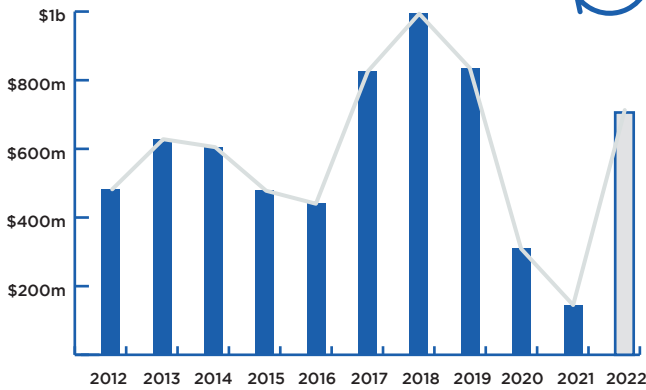
ATTENDANCE UP



219%

FROM 2021

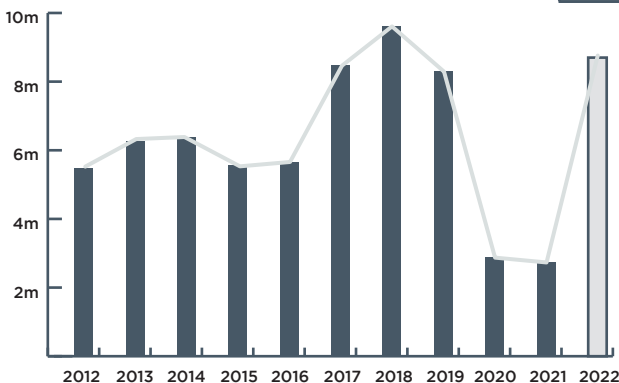
TOTAL REVENUE (2012-2022)



TOTAL REVENUE (TICKET SALES)

\$706 MILLION

TOTAL ATTENDANCE (2012-2022)



TOTAL ATTENDANCE (TICKETS ISSUED)

8.7 MILLION



FESTIVALS (CONTEMPORARY MUSIC)



AVERAGE TICKET PRICE: \$170

MAJOR HIGHLIGHTS:

- SPLENDOUR IN THE GRASS*
- BLUESFEST*
- CMC ROCKS QLD*
- SPILT MILK*

REVENUE UP



30%

FROM 2019

ATTENDANCE UP



6%

FROM 2019

REVENUE UP



357%

FROM 2021

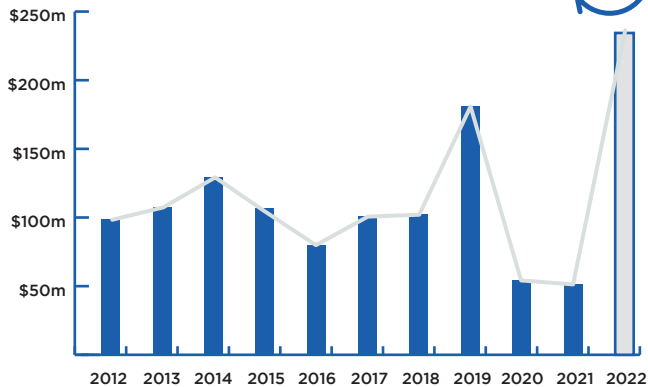
ATTENDANCE UP



233%

FROM 2021

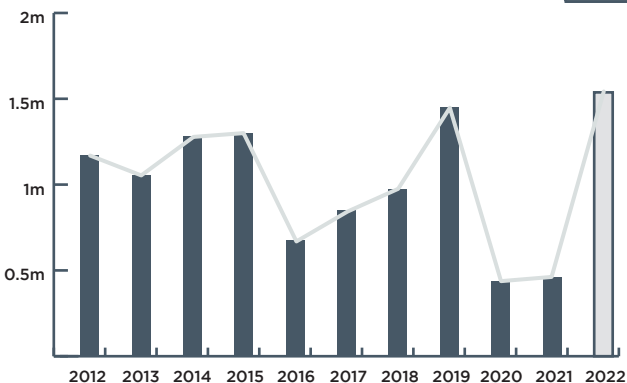
TOTAL REVENUE (2012-2022)



TOTAL REVENUE (TICKET SALES)

\$234 MILLION

TOTAL ATTENDANCE (2012-2022)




TOTAL ATTENDANCE (TICKETS ISSUED)

1.5 MILLION



FESTIVALS (MULTI-CATEGORY)



AVERAGE TICKET PRICE: \$41

MAJOR HIGHLIGHTS:

ADELAIDE FRINGE

RISING FESTIVAL

FRINGE WORLD FESTIVAL (PERTH)

DARK MOFO

REVENUE UP



28%

FROM 2019

ATTENDANCE DOWN



2%

FROM 2019

REVENUE UP



86%

FROM 2021

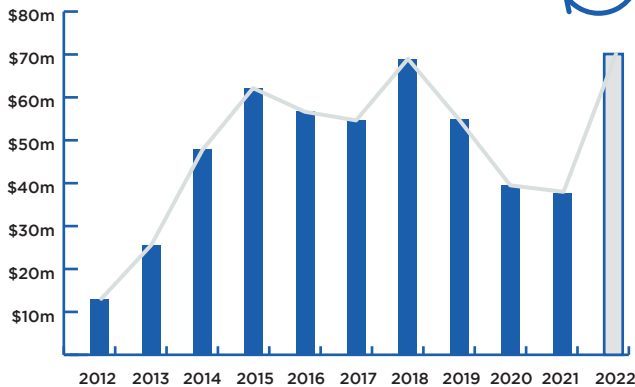
ATTENDANCE UP



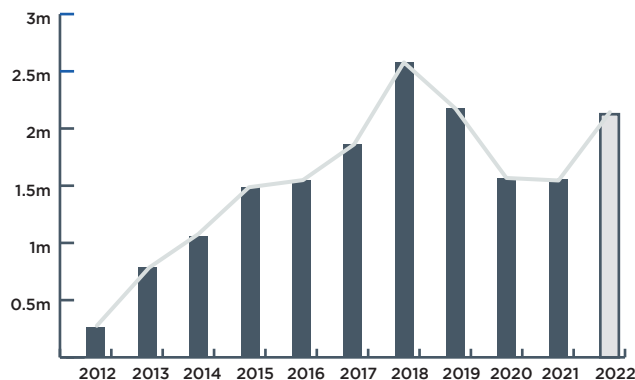
37%

FROM 2021

TOTAL REVENUE (2012-2022)



TOTAL ATTENDANCE (2012-2022)



TOTAL REVENUE (TICKET SALES)

\$70.1 MILLION



TOTAL ATTENDANCE (TICKETS ISSUED)

2.1 MILLION



MUSICAL THEATRE



AVERAGE TICKET PRICE: \$128

MAJOR HIGHLIGHTS:

- HAMILTON*
- THE PHANTOM OF THE OPERA*
- FROZEN THE MUSICAL*
- ROGERS AND HAMMERSTEIN'S CINDERELLA*
- 9 TO 5 THE MUSICAL*

REVENUE UP

54%
FROM 2019

REVENUE UP

157%
FROM 2021

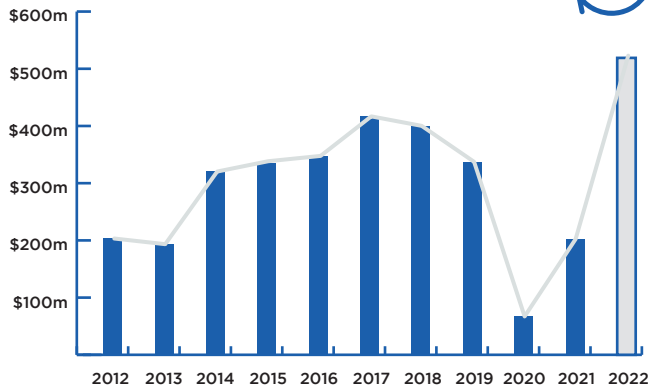
ATTENDANCE UP

24%
FROM 2019

ATTENDANCE UP

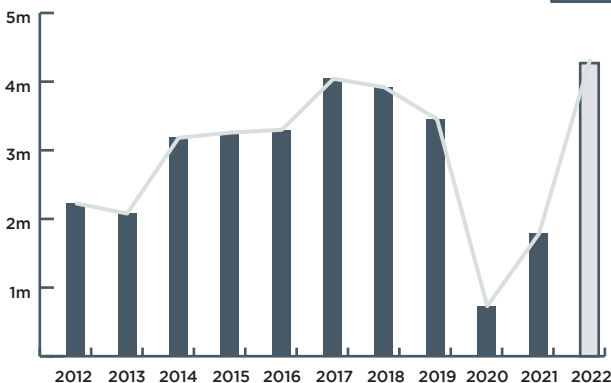
139%
FROM 2021

TOTAL REVENUE (2012-2022)



TOTAL REVENUE (TICKET SALES)
\$519 MILLION

TOTAL ATTENDANCE (2012-2022)



TOTAL ATTENDANCE (TICKETS ISSUED)
4.3 MILLION




OPERA




AVERAGE TICKET PRICE: \$120

REVENUE DOWN




41%
FROM 2019

REVENUE UP




51%
FROM 2021

ATTENDANCE DOWN



48%
FROM 2019

ATTENDANCE UP

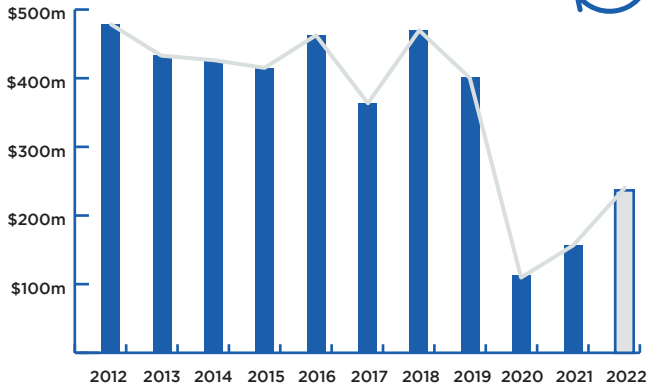


49%
FROM 2021

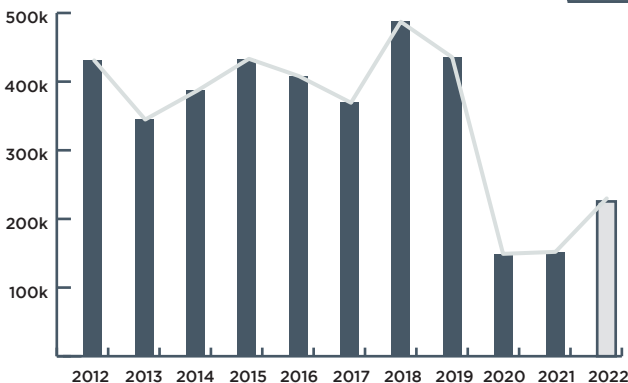

MAJOR HIGHLIGHTS:

- LA TRAVIATA
- CARMEN
- MADAMA BUTTERFLY
- LOHENGRIN

TOTAL REVENUE (2012-2022)



TOTAL ATTENDANCE (2012-2022)

TOTAL REVENUE (TICKET SALES)

\$23.7 MILLION



TOTAL ATTENDANCE (TICKETS ISSUED)

225,486



THEATRE



AVERAGE TICKET PRICE: \$91

MAJOR HIGHLIGHTS:

HARRY POTTER

THE PICTURE OF DORIAN GRAY

THE TEMPEST

STRANGE CASE OF DOCTOR

JEKYLL & MR HYDE

REVENUE DOWN



24%

FROM 2019

ATTENDANCE DOWN



11%

FROM 2019

REVENUE UP



108%

FROM 2021

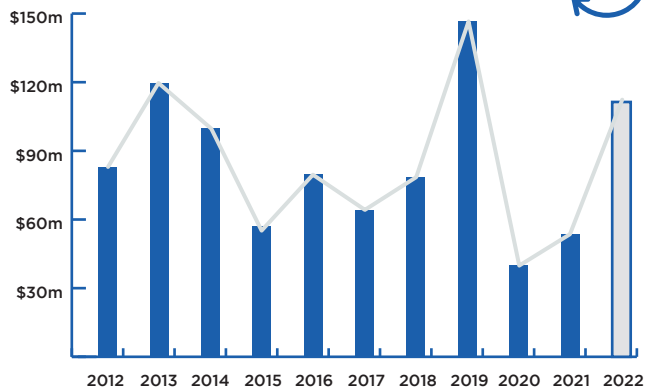
ATTENDANCE UP



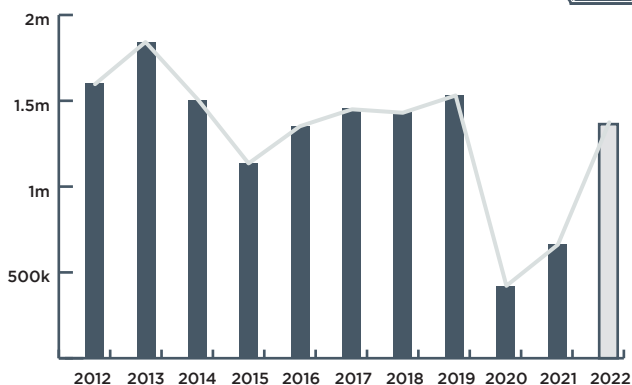
106%

FROM 2021

TOTAL REVENUE (2012-2022)



TOTAL ATTENDANCE (2012-2022)



TOTAL REVENUE (TICKET SALES)

\$111.4 MILLION



TOTAL ATTENDANCE (TICKETS ISSUED)

1.4 MILLION

