

# BALLET AND DANCE




**AVERAGE TICKET PRICE: \$113**

## MAJOR HIGHLIGHTS:

*THE NUTCRACKER*  
*ALICE'S ADVENTURES IN WONDERLAND*  
*OSCAR*  
*SHEN YUN*  
*RIVERDANCE*

REVENUE  
UP



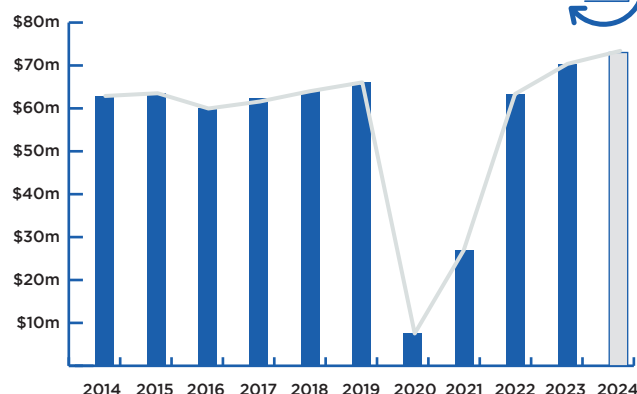
**4%**  
FROM 2023

ATTENDANCE  
DOWN



**10%**  
FROM 2023

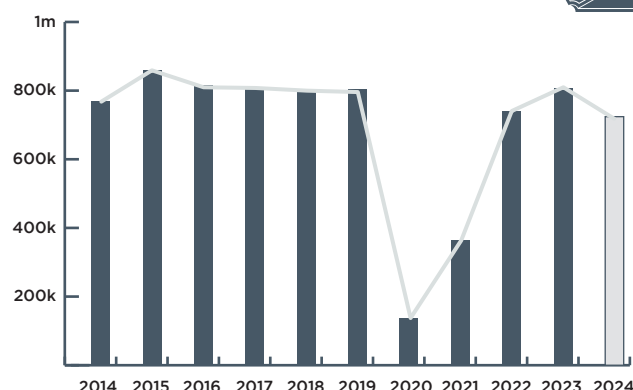
TOTAL REVENUE (2014-2024)



TOTAL REVENUE (TICKET SALES)

**\$73.0 MILLION**

TOTAL ATTENDANCE (2014-2024)



TOTAL ATTENDANCE (TICKETS ISSUED)

**724,129**



# CHILDREN'S AND FAMILY EVENTS



**AVERAGE TICKET PRICE: \$46**

## MAJOR HIGHLIGHTS:

*DISNEY ON ICE:  
ROAD TRIP ADVENTURES*

*MARVEL UNIVERSE LIVE!*

*THE WIGGLES*

REVENUE  
UP



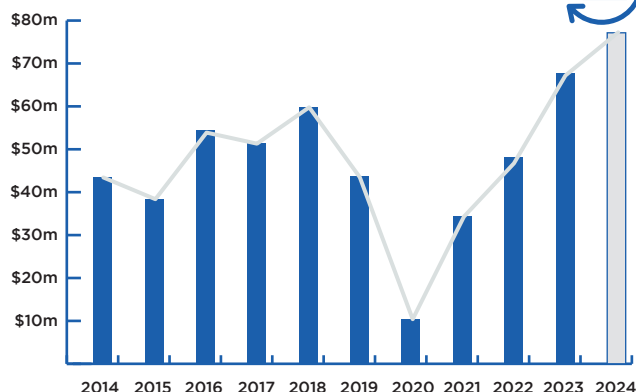
**14%**  
FROM 2023

ATTENDANCE  
UP



**11%**  
FROM 2023

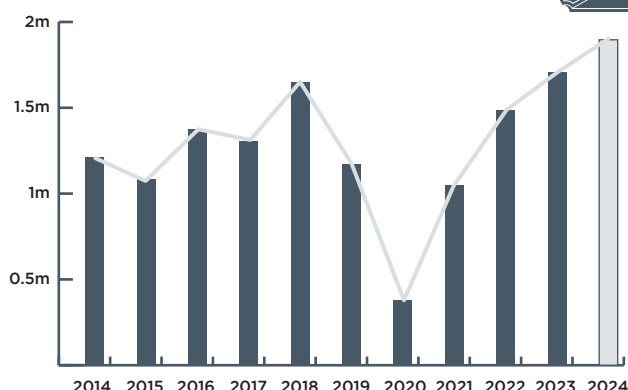
TOTAL REVENUE (2014-2024)



TOTAL REVENUE (TICKET SALES)

**\$77.1 MILLION**

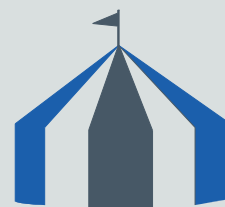
TOTAL ATTENDANCE (2014-2024)



TOTAL ATTENDANCE (TICKETS ISSUED)

**1.9 MILLION**





**AVERAGE TICKET PRICE: \$68**

## MAJOR HIGHLIGHTS:

*CIRCUS 1903*  
*LA CLIQUE*  
*BLANC DE BLANC ENCORE*  
*INFAMOUS THE SHOW*

REVENUE  
DOWN



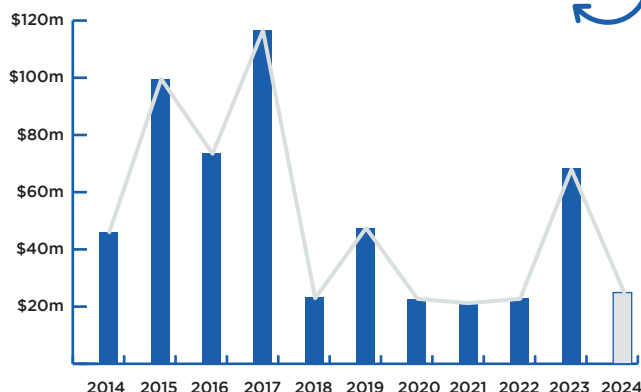
**64%**  
FROM 2023

ATTENDANCE  
DOWN

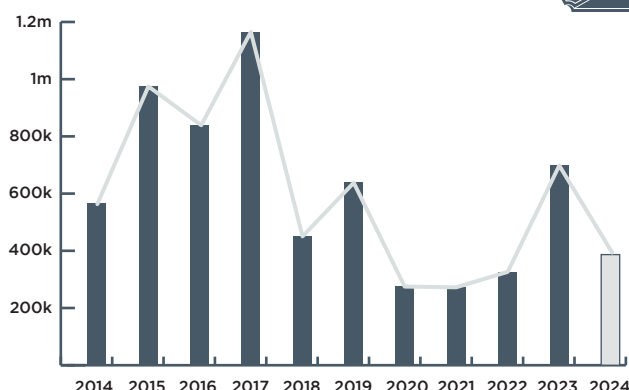


**45%**  
FROM 2023

TOTAL REVENUE (2014-2024)



TOTAL ATTENDANCE (2014-2024)



TOTAL REVENUE (TICKET SALES)

**\$24.9 MILLION\***

\* EXCLUDES DATA FOR CIRQUE DU SOLEIL'S TOUR



TOTAL ATTENDANCE (TICKETS ISSUED)

**386,769\***

\* EXCLUDES DATA FOR CIRQUE DU SOLEIL'S TOUR



# LIVE PERFORMANCE INDUSTRY IN 2024

# CLASSICAL MUSIC



**AVERAGE TICKET PRICE: \$89**

## MAJOR HIGHLIGHTS:

*STAR WARS: RETURN OF THE JEDI IN CONCERT*  
*HOW TO TRAIN YOUR DRAGON IN CONCERT*  
*PIRATES OF THE CARIBBEAN IN CONCERT*  
*THE MAN FROM SNOWY RIVER IN CONCERT*  
*LUDOVICO EINAUDI*

REVENUE  
UP



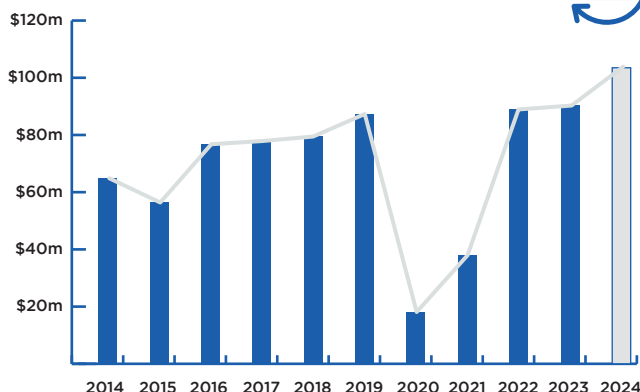
**15%**  
FROM 2023

ATTENDANCE  
UP



**8%**  
FROM 2023

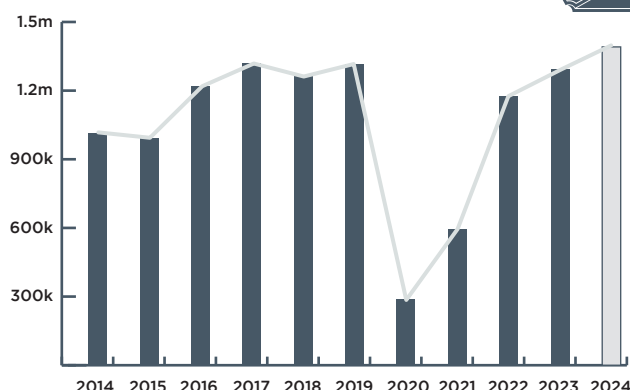
TOTAL REVENUE (2014-2024)



TOTAL REVENUE (TICKET SALES)

**\$103.5 MILLION**

TOTAL ATTENDANCE (2014-2024)



TOTAL ATTENDANCE (TICKETS ISSUED)

**1.4 MILLION**



LIVE  
PERFORMANCE  
AUSTRALIA

Find more information on live performance attendance and revenue at [reports.liveperformance.com.au](https://reports.liveperformance.com.au)

# COMEDY



**AVERAGE TICKET PRICE: \$74**

## MAJOR HIGHLIGHTS:

MELBOURNE INTERNATIONAL  
COMEDY FESTIVAL

SOOSHI MANGO

JERRY SEINFELD

TREVOR NOAH

THEO VON

REVENUE  
DOWN



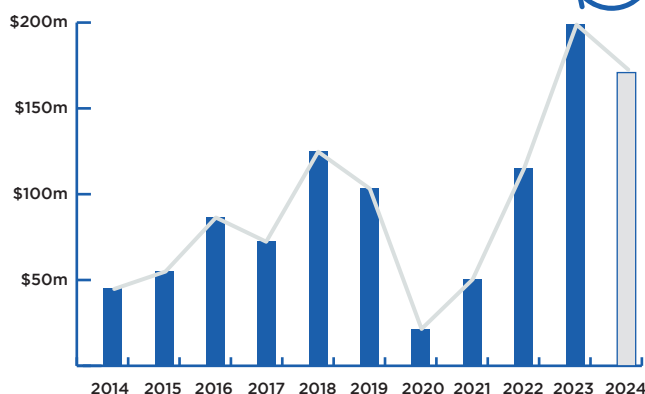
**14%**  
FROM 2023

ATTENDANCE  
DOWN

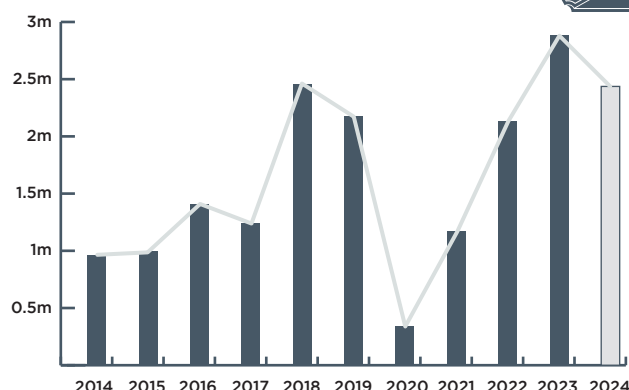


**15%**  
FROM 2023

TOTAL REVENUE (2014-2024)



TOTAL ATTENDANCE (2014-2024)



TOTAL REVENUE (TICKET SALES)

**\$170.9 MILLION**

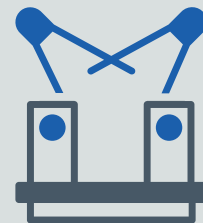


TOTAL ATTENDANCE (TICKETS ISSUED)

**2.4 MILLION**



# CONTEMPORARY MUSIC



**AVERAGE TICKET PRICE: \$135**

## MAJOR HIGHLIGHTS:

*TAYLOR SWIFT*

*P!NK*

*COLDPLAY*

*PEARL JAM*

*THE WEEKND*

REVENUE  
UP



**22%**

FROM 2023

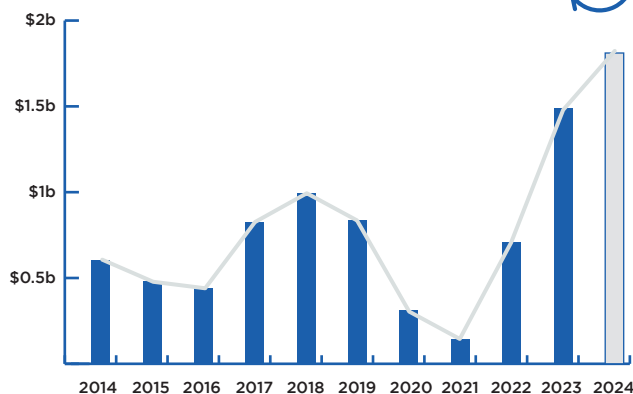
ATTENDANCE  
UP



**17%**

FROM 2023

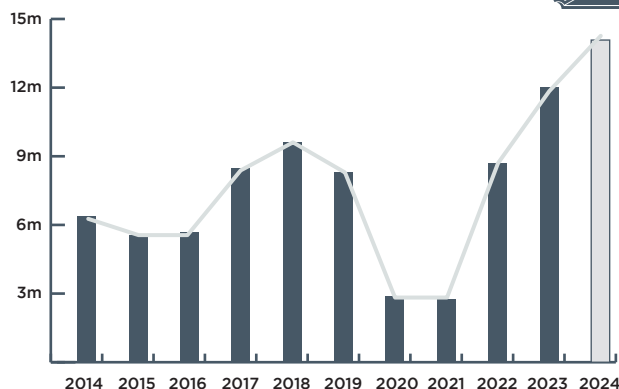
## TOTAL REVENUE (2014-2024)



TOTAL REVENUE (TICKET SALES)

**\$1.8 BILLION**

## TOTAL ATTENDANCE (2014-2024)



TOTAL ATTENDANCE (TICKETS ISSUED)

**14.1 MILLION**



# FESTIVALS (CONTEMPORARY MUSIC)



**AVERAGE TICKET PRICE: \$181**

## MAJOR HIGHLIGHTS:

*LANEWAY FESTIVAL  
GOOD THINGS FESTIVAL  
BEYOND THE VALLEY  
KNOCKOUT OUTDOOR  
LISTEN OUT*

REVENUE  
DOWN



**7%**

FROM 2023

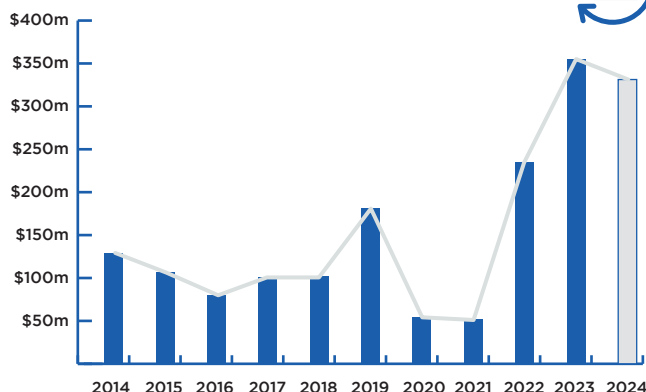
ATTENDANCE  
DOWN



**1%**

FROM 2023

TOTAL REVENUE (2014-2024)



TOTAL ATTENDANCE (2014-2024)



TOTAL REVENUE (TICKET SALES)

**\$331.3 MILLION**




TOTAL ATTENDANCE (TICKETS ISSUED)

**2.0 MILLION**



# FESTIVALS (MULTI-CATEGORY)



**AVERAGE TICKET PRICE: \$43**

## MAJOR HIGHLIGHTS:

*ADELAIDE FRINGE  
FRINGE WORLD FESTIVAL (PERTH)  
RISING  
BRISBANE FESTIVAL  
DENI UTE MUSTER*

REVENUE  
DOWN



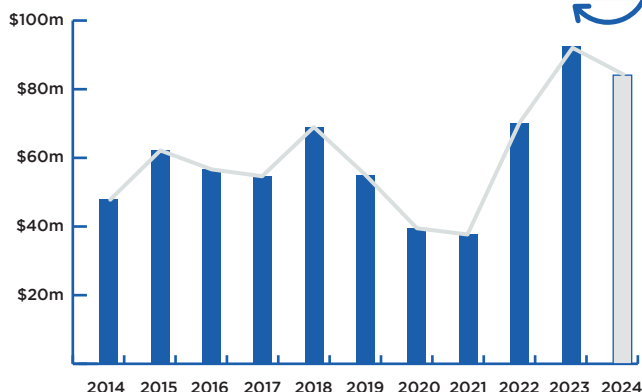
**9%**  
FROM 2023

ATTENDANCE  
DOWN



**8%**  
FROM 2023

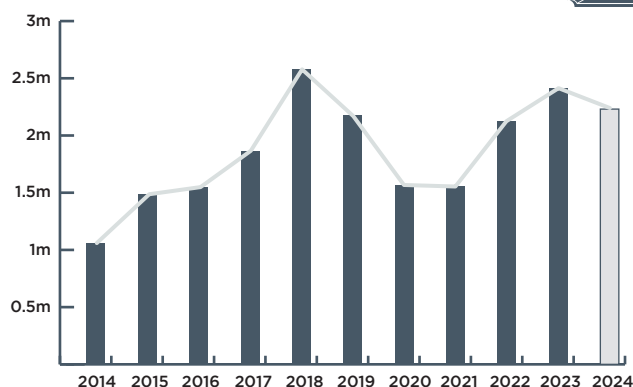
TOTAL REVENUE (2014-2024)



TOTAL REVENUE (TICKET SALES)

**\$84.1 MILLION**

TOTAL ATTENDANCE (2014-2024)



TOTAL ATTENDANCE (TICKETS ISSUED)

**2.2 MILLION**





# MUSICAL THEATRE



**AVERAGE TICKET PRICE: \$127**

## MAJOR HIGHLIGHTS:

*WICKED*

*BEAUTY AND THE BEAST*

*THE TINA TURNER MUSICAL*

*GREASE*

*CHICAGO*

REVENUE  
DOWN



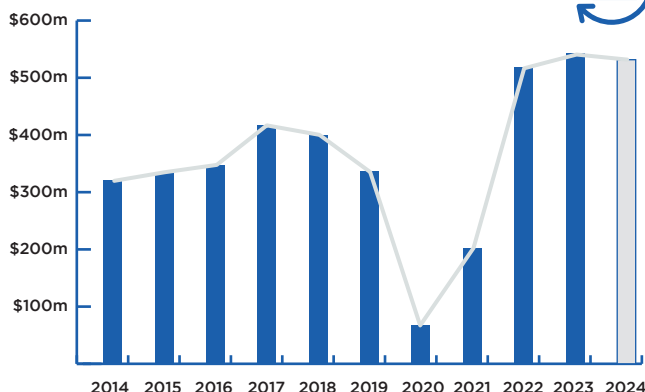
**2%**  
FROM 2023

ATTENDANCE  
UP

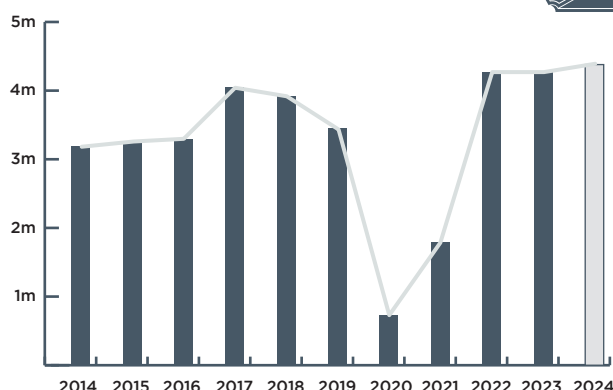


**2%**  
FROM 2023

TOTAL REVENUE (2014-2024)



TOTAL ATTENDANCE (2014-2024)



TOTAL REVENUE (TICKET SALES)

**\$531.6 MILLION**



TOTAL ATTENDANCE (TICKETS ISSUED)

**4.4 MILLION**



# OPERA



**AVERAGE TICKET PRICE: \$130**

## MAJOR HIGHLIGHTS:

*LA TRAVIATA*  
*THE MAGIC FLUTE*  
*TOSCA*

*GREAT OPERA HITS - CONCERT*

REVENUE  
DOWN



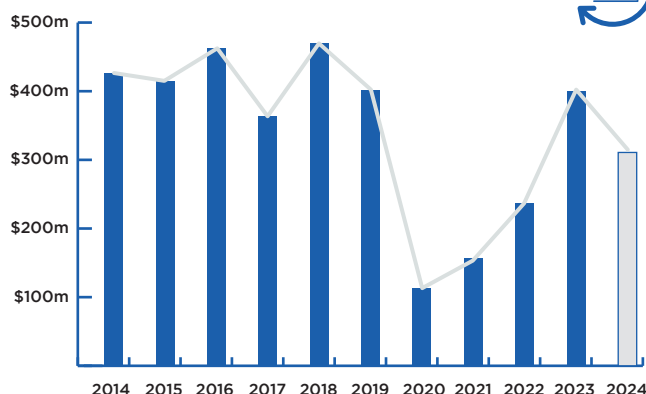
**22%**  
FROM 2023

ATTENDANCE  
DOWN

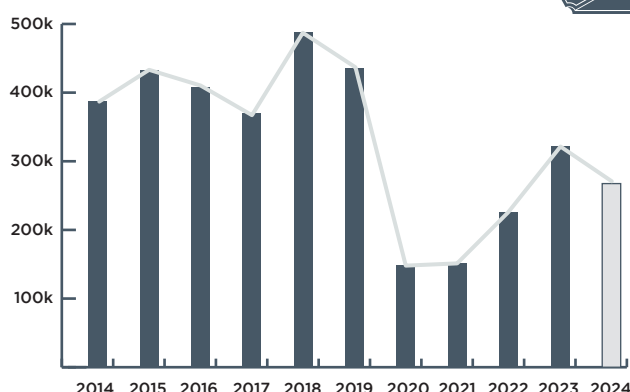


**17%**  
FROM 2023

TOTAL REVENUE (2014-2024)



TOTAL ATTENDANCE (2014-2024)



TOTAL REVENUE (TICKET SALES)

**\$31.1 MILLION**



TOTAL ATTENDANCE (TICKETS ISSUED)

**267,493**



# THEATRE



**AVERAGE TICKET PRICE: \$84**

## MAJOR HIGHLIGHTS:

*DEATH OF A SALESMAN*

*A CHRISTMAS CAROL*

*JULIA*

*RBG: OF MANY, ONE*

*GASLIGHT*

REVENUE  
DOWN



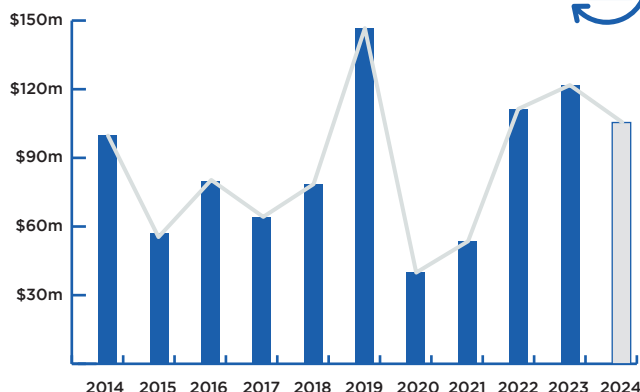
**13%**  
FROM 2023

ATTENDANCE  
DOWN

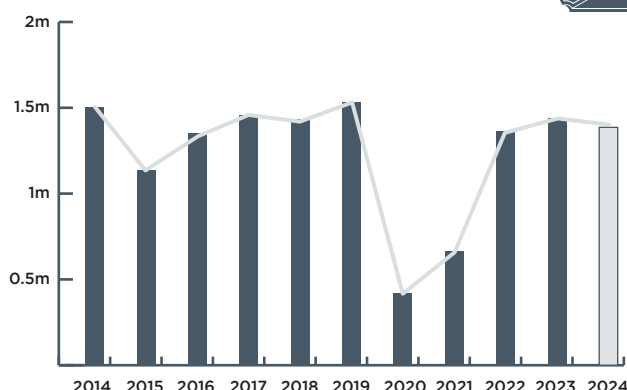


**4%**  
FROM 2023

TOTAL REVENUE (2014-2024)



TOTAL ATTENDANCE (2014-2024)



TOTAL REVENUE (TICKET SALES)

**\$105.4 MILLION**



TOTAL ATTENDANCE (TICKETS ISSUED)

**1.4 MILLION**

